

INDUSTRIAL STORAGE SOLUTIONS
FULL-LINE CATALOG

INDUSTRIAL GRADE AMERICAN MADE™ SINCE 1911




**MACHINISTS' CHESTS / MECHANICS' CHESTS / HAND CARRY TOOL BOXES
ROLLER CABINETS / ROLLER CABINET CHESTS / ROLLER CABINET SIDE CABINETS
VISUAL TOOL CONTROL / ACCESSORIES**

MADE IN THE USA 

KENNEDY®

MADE
IN THE USA



Forged in the United States with industrial strength materials, Kennedys' storage cabinets will suit your needs today and tomorrow. You can plan on plenty of tomorrows for your Kennedy because every one we make is built right, built for life.

Industrial grade. American made™ since 1911.



**INDUSTRIAL
GRADE MATERIAL**

*All Kennedy® tool
cabinets are made in
the US with industrial
grade materials.*



*All Kennedy® tool
and storage cabinets
come with a Limited
Lifetime Guarantee.*

Table of Contents

SIGNATURE SERIES

Machinists' Chests & Bases, Mechanics' Chests & Bases, Hand Carry Tool Boxes

04-11

Machinists' Features, Bases	4
Machinists' Chests	5
Mechanics' Chest & Base Features	6
Mechanics' Chests	7
Mechanics' Bases	8
Complimentary Chests & Bases	9
Hand Carry Tool Box Features	10
Hand Carry Tool Boxes	11

MAINTENANCE PRO™

Cabinets, Chests & Hutch/Canopy

12-14

KSERIES

K2000, K1800 Cabinets, Chests & Side Lockers

15-21

K2000 INDUSTRIAL Features	15
K2000 INDUSTRIAL 34" & 29" Cabinets/Side Cabinet	16
K2000 21" CABINET	17
K1800 INDUSTRIAL Features	18
K1800 INDUSTRIAL 39" Cabinets	19
K1800 INDUSTRIAL 27" Cabinet & Chest	20
K1800 INDUSTRIAL 27" Cabinets/Side Cabinet	21

VTC SERIES

Toolboards, Toolholder Hooks & Sets, Miscellaneous Accessories and Work Surfaces

23-26

Miscellaneous Accessories, Roller Cabinet Work Surfaces, Ergonomic Handle For Cabinets	22
Toolboards	23
Toolboard Hook Sets	24
Toolboard Accessories	25
Toolboard Accessories	26

INDEX

27






Model 526B:
8-Drawer
Machinists' Chest

A two piece, welded friction drawer slides.



Wool-lined drawers in order to protect precision tools.



Top till provides additional storage space for larger items.



Drop front panel that conceals & secures drawers from elements of the work environment. When not in use it can be stored in the base.



INDUSTRY SOLUTIONS

The Kennedy® Signature series is best used in MRO and metal working, along with the following:



MACHINISTS' BASES



MC22
2-DRAWER BASE

- Supports: 520 & 620
- Top drawer felt lined only



MC28
2-DRAWER BASE

- Supports: 520, 526, 52611 & 620
- Top drawer felt lined only



5150
2-DRAWER BASE

- Supports: 520, 526, 52611, 620 & 3611
- Top drawer felt lined only

PART #	SPECIFICATIONS	STEEL GAUGE								
		DRS.	WIDTH	DEPTH	HEIGHT	NET / SHIP WT.	STORAGE	CAPACITY	BODY	DRAWERS
MC22 2-Drawer Base		2	21 5/8"	9 5/8"	7 7/8"	17 / 18 lbs.	865 cu. in.	-	20 ga	22 ga
	Drawers	1	18"	9 3/8"	3 1/2"	-	-	60 lbs.	-	22 ga
		1	18"	9 3/8"	1 1/2"	-	-	60 lbs.	-	22 ga
MC28 2-Drawer Base		2	28 1/8"	9 5/8"	7 7/8"	21 / 24 lbs.	1,179 cu. in.	-	20 ga	22 ga
	Drawers	1	24 3/4"	9 3/8"	1 1/2"	-	-	60 lbs.	-	22 ga
		1	24 3/4"	9 3/8"	3 1/2"	-	-	60 lbs.	-	22 ga
5150 2-Drawer Base		2	26 3/4"	12 1/2"	9 1/2"	28 / 37 lbs.	1,200 cu. in.	-	20 ga	22 ga
	Drawers	1	24 1/8"	10 7/8"	1 3/4"	-	-	60 lbs.	-	22 ga
		1	24 1/8"	10 7/8"	4 1/8"	-	-	60 lbs.	-	22 ga

B
BROWN WRINKLE

AVAILABLE COLORS
Customize the color of your products. Simply place one of the abbreviations at the end of the model number.



MADE IN THE USA

MACHINISTS' CHESTS

Kennedy SIGNATURE SERIES



3611
11-DRAWER CHEST

- Steel side handles
- 6 adjustable dividers
- Lockable HB (Handbook Drawer)
- Security panel



52611
11-DRAWER CHEST

- Steel side handles
- 8 adjustable dividers
- HB (Handbook Drawer)
- Security panel



526
8-DRAWER CHEST

- Steel side handles
- 5 adjustable dividers
- HB (Handbook Drawer)
- Security panel



520
7-DRAWER CHEST

- Vinyl cushioned, steel core top handle
- 5 adjustable dividers
- Security panel



620
3-DRAWER CHEST

- Vinyl cushioned, steel core top handle
- 4 adjustable dividers

PART #	SPECIFICATIONS	STEEL GAUGE								
		DRS.	WIDTH	DEPTH	HEIGHT	NET / SHIP WT.	STORAGE	CAPACITY	BODY	DRAWERS
520 7-Drawer Chest		7	20 1/8"	8 1/2"	13 3/8"	28 / 29 lbs.	1,694 cu. in.	-	20 ga	22 ga
	Top Till	-	20"	8 3/8"	4 1/2"	-	-	60 lbs.	-	22 ga
	Drawers	4	8 5/8"	7 1/2"	1"	-	-	60 lbs.	-	22 ga
		1	8 5/8"	7 1/2"	2 1/8"	-	-	60 lbs.	-	22 ga
		1	18 1/4"	7 1/2"	1 1/2"	-	-	60 lbs.	-	22 ga
526 8-Drawer Chest		8	26 3/4"	8 1/2"	13 3/8"	36 / 37 lbs.	2,219 cu. in.	-	20 ga	22 ga
	Top Till	-	26 1/2"	8 3/8"	4 1/2"	-	-	60 lbs.	-	22 ga
	Drawers	HB	5 1/2"	7 1/2"	5 1/2"	-	-	60 lbs.	-	22 ga
		4	8 3/8"	7 1/2"	1"	-	-	60 lbs.	-	22 ga
		1	8 5/8"	7 1/2"	2 1/8"	-	-	60 lbs.	-	22 ga
620 3-Drawer Chest		3	20 1/8"	8 1/2"	13 3/8"	25 / 26 lbs.	1,800 cu. in.	-	20 ga	22 ga
	Top Till	-	20"	8 3/8"	4 1/2"	-	-	60 lbs.	-	22 ga
	Drawers	1	18 1/4"	7 1/2"	1 1/2"	-	-	60 lbs.	-	22 ga
		1	18 1/4"	7 1/2"	2 1/4"	-	-	60 lbs.	-	22 ga
		1	18 1/4"	7 1/2"	3 1/8"	-	-	60 lbs.	-	22 ga
3611 11-Drawer Chest		11	26 1/8"	12 1/8"	18 7/8"	69 / 75 lbs.	3,976 cu. in.	-	20 ga	22 ga
	Top Till	-	26"	12 1/8"	4 1/8"	-	-	60 lbs.	-	22 ga
	Drawers	HB	5 1/2"	10 7/8"	5 1/2"	-	-	90 lbs.	-	22 ga
		6	7 3/8"	10 7/8"	1 1/4"	-	-	90 lbs.	-	22 ga
		1	7 3/8"	10 7/8"	2 3/8"	-	-	90 lbs.	-	22 ga
52611 11-Drawer Chest		11	26 3/4"	8 1/2"	18"	47 / 48 lbs.	3,000 cu. in.	-	20 ga	22 ga
	Top Till	-	26 1/2"	8 3/8"	4 1/2"	-	-	60 lbs.	-	22 ga
	Drawers	HB	5 1/2"	7 1/2"	4 3/8"	-	-	60 lbs.	-	22 ga
		6	8 5/8"	7 1/2"	1"	-	-	60 lbs.	-	22 ga
		1	8 5/8"	7 1/2"	2 1/8"	-	-	60 lbs.	-	22 ga
	1	24 3/4"	7 1/2"	1 1/2"	-	-	60 lbs.	-	22 ga	
	1	24 3/4"	7 1/2"	2 1/4"	-	-	60 lbs.	-	22 ga	
	1	24 3/4"	7 1/2"	3 1/8"	-	-	60 lbs.	-	22 ga	



AVAILABLE COLORS

Customize the color of your products. Simply place one of the abbreviations at the end of the model number.



MADE IN THE USA



High security tubular locking system



Heavy-duty, plated side handles



Locking stays hold lid open



Heavy-duty Friction drawer slides



Includes lift out tote tray with socket set divider/fits in top till.



Steel tote tray



Model 360B:
10-Drawer Mechanics' Chest

AVAILABLE COLORS



INDUSTRY SOLUTIONS

The Kennedy® Signature series is best used in MRO and metal working, along with the following:

- 
AEROSPACE
- 
AUTO TECH
- 
CONSTRUCTION
- 
ENERGY
- 
FLEET MAINTENANCE
- 
MEDICAL/ PHARMA
- 
VOTECH



360
10-DRAWER CHEST

- Fits on 27", 29" & 34" wide roller cabinets
- Includes lift out tote tray with socket set divider
- Friction drawer slides

266
6-DRAWER CHEST

- Fits on 27", 29" & 34" wide roller cabinets
- Includes lift out tote tray with socket set divider
- Friction drawer slides

263
3-DRAWER CHEST

- Fits on 27", 29" & 34" wide roller cabinets
- Includes lift out tote tray with socket set divider
- Friction drawer slides

PART #	SPECIFICATIONS	STEEL GAUGE									
		DRS.	WIDTH	DEPTH	HEIGHT	LINER *	NET / SHIP WT.	STORAGE	CAPACITY	BODY	DRAWERS
263	3-Drawer Chest	3	26 1/8"	12 1/8"	14 3/4"	-	44 / 47 lbs.	3,314 cu. in.	-	20 ga	22 ga
	Top Till	-	26"	11 7/8"	4 1/8"	-	-	-	90 lbs.	-	22 ga
	Tote Tray	-	19 1/2"	7 3/4"	3 3/8"	-	-	-	90 lbs.	-	22 ga
	Drawers	1	22 7/8"	10 3/4"	1 3/4"	84043	-	-	90 lbs.	-	22 ga
		1	22 7/8"	10 3/4"	2 3/4"	84043	-	-	90 lbs.	-	22 ga
		1	22 7/8"	10 3/4"	3 7/8"	84043	-	-	90 lbs.	-	22 ga
266	6-Drawer Chest	6	26 1/8"	12 1/8"	14 3/4"	-	52 / 58 lbs.	3,178 cu. in.	-	20 ga	22 ga
	Top Till	-	26"	11 7/8"	4 1/8"	-	-	-	90 lbs.	-	22 ga
	Tote Tray	-	19 1/2"	7 3/4"	3 3/8"	-	-	-	90 lbs.	-	22 ga
	Drawers	3	6 7/8"	10 3/4"	1 3/4"	84044	-	-	90 lbs.	-	22 ga
		2	22 7/8"	10 3/4"	1 3/4"	84043	-	-	90 lbs.	-	22 ga
		1	22 7/8"	10 3/4"	2 3/4"	84043	-	-	90 lbs.	-	22 ga
360	10-Drawer Chest	10	26 1/8"	12 1/8"	18 7/8"	-	68 / 72 lbs.	3,996 cu. in.	-	20 ga	22 ga
	Top Till	-	26"	11 7/8"	4 1/8"	-	-	-	90 lbs.	-	22 ga
	Tote Tray	-	19 1/2"	7 3/4"	3 3/8"	-	-	-	90 lbs.	-	22 ga
	Drawers	1	6 7/8"	10 3/4"	6 1/4"	84044	-	-	90 lbs.	-	22 ga
		6	6 7/8"	10 3/4"	1 3/4"	84044	-	-	90 lbs.	-	22 ga
		2	22 7/8"	10 3/4"	1 3/4"	84043	-	-	90 lbs.	-	22 ga
		1	22 7/8"	10 3/4"	2 3/4"	84043	-	-	90 lbs.	-	22 ga

* Liners sold separately

AVAILABLE COLORS
 Customize the color of your products. Simply place one of the abbreviations at the end of the model number.



MADE IN THE USA



2600
CHEST RISER

- Fits 27", 29" or 34" roller cabinets



2604
4-DRAWER BASE

- Fits 27", 29" or 34" roller cabinets
- Friction drawer slides
- Heavy-Duty plated side handles



2603
3-DRAWER BASE

- Fits 27", 29" or 34" roller cabinets
- Friction drawer slides
- Heavy-Duty plated side handles



2602
2-DRAWER BASE

- Fits 27", 29" or 34" roller cabinets
- Friction drawer slides
- Heavy-Duty plated side handles

PART #	SPECIFICATIONS								STEEL GAUGE	
	DRS.	WIDTH	DEPTH	HEIGHT	LINERS	NET / SHIP WT.	STORAGE	CAPACITY	BODY	DRAWERS
2600 Chest Riser	-	26 3/4"	12 1/2"	11 3/4"	-	9 / 12 lbs.	3,660 cu. in.	-	20 ga	-
2602 2-Drawer Base	2	26 3/4"	12 1/2"	11 3/4"	-	30 / 33 lbs.	1,888 cu. in.	-	20 ga	22 ga
Drawers	2	22 7/8"	10 3/4"	3 7/8"	84043	-	-	90 lbs.	-	22 ga
2603 3-Drawer Base	3	26 3/4"	12 1/2"	11 3/4"	-	33 / 33 lbs.	1,795 cu. in.	-	20 ga	22 ga
Drawers	2	22 7/8"	10 3/4"	1 3/4"	84043	-	-	90 lbs.	-	22 ga
	1	22 7/8"	10 3/4"	3 7/8"	84043	-	-	90 lbs.	-	22 ga
2604 4-Drawer Base	4	26 3/4"	12 1/2"	11 3/4"	-	35 / 33 lbs.	1,703 cu. in.	-	20 ga	22 ga
Drawers	4	22 7/8"	10 3/4"	1 3/4"	84043	-	-	90 lbs.	-	22 ga



AVAILABLE COLORS

Customize the color of your products. Simply place one of the abbreviations at the end of the model number.



MADE IN THE USA

STACK & ADD

TO INCREASE YOUR
STORAGE CAPACITY



277X / 185X
Shown



297X/ 2805X / 205X
Shown

K1800

K2000

CHEST PART #	BASE PART #	273X	275X	277X	378X	295X	297X	348X
Machinists'								
52611		•	•	•	•	•	•	•
3611		•	•	•	•	•	•	•
526		•	•	•	•	•	•	•
520		•	•	•	•	•	•	•
620		•	•	•	•	•	•	•
	MC22	•	•	•	•	•	•	•
	MC28	•	•	•	•	•	•	•
	5150	•	•	•	•	•	•	•
Mechanics'								
263		•	•	•	•	•	•	•
266		•	•	•	•	•	•	•
360		•	•	•	•	•	•	•
	2600	•	•	•	•	•	•	•
	2602	•	•	•	•	•	•	•
	2603	•	•	•	•	•	•	•
	2604	•	•	•	•	•	•	•

Tool chest that can be used as stationary storage on roller cabinet or carried to the job.




Vinyl cushioned,
steel core top
handle



Heavy-duty,
plated locking
hardware



Kennedy®
signature



Steel tote trays
with socket set
divider



Model K24 / K20
Professional Tool Box

AVAILABLE COLORS



INDUSTRY SOLUTIONS

The Kennedy® Signature series is best used in MRO and metal working, along with the following:



AEROSPACE



AUTO TECH



CONSTRUCTION



ENERGY



**FLEET
MAINTENANCE**



**MEDICAL/
PHARMA**



VOTECH



K24 / K20
PROFESSIONAL TOOL BOX

- Includes lift-out tray with socket set divider
- 3 latch point for added security and safety



5220
ALL-PURPOSE TOOL BOX

- Includes lift-out tray



220
2-DRAWER PORTABLE CHEST

- A tool chest that can be used as stationary storage on your work bench or can be carried to the job
- Includes standard lock and two keys
- Vinyl cushioned top carry handle
- Lock and latches

PART #	SPECIFICATIONS	STEEL GAUGE								
		DRS.	WIDTH	DEPTH	HEIGHT	NET / SHIP WT.	STORAGE	CAPACITY	BODY	DRAWERS
220 2-Drawer Portable Chest		2	20 1/8"	8 5/8"	9 3/4"	17 / 19 lbs.	1,293 cu. in.	-	20 ga	22 ga
	Top Till	-	20"	8 3/8"	4 1/8"	-	-	60 lbs.	-	22 ga
	Drawer	2	18 1/8"	7 3/8"	2 1/4"	-	-	60 lbs.	-	22 ga
K20 20" Professional Tool Box		-	20 1/8"	8 5/8"	9 3/4"	13 / 14 lbs.	1,636 cu. in.	-	20 ga	22 ga
	Tote Tray	1	19 1/2"	7 3/4"	3 3/8"	-	-	60 lbs.	-	22 ga
K24 24" Professional Tool Box		-	24 1/8"	8 5/8"	9 3/4"	14.5 / 16 lbs.	1,963 cu. in.	-	20 ga	22 ga
	Tote Tray	1	23 1/2"	7 3/4"	3 3/8"	-	-	60 lbs.	-	22 ga
5220 All-Purpose Tool Box		-	20 1/8"	7 1/8"	7 1/4"	9 / 10 lbs.	1,000 cu. in.	-	20 ga	22 ga
	Tote Tray	1	19 7/8"	6 3/8"	4"	-	-	60 lbs.	-	22 ga



AVAILABLE COLORS

Customize the color of your products. Simply place one of the abbreviations at the end of the model number.



MADE IN THE USA

Ideally suited for the maintenance professional maneuvering tool storage from job site to job site within a facility.



549MP
9 DRAWER CABINET

MADE IN THE USA

540MP
HUTCH/CANOPY



540MP
HUTCH/CANOPY-INSIDE



Roller Cabinet Features

- Top pan has 16 gauge reinforced steel and bottom pan has 14 gauge caster rails, increasing stability, smooth maneuverability and function.
- 14 gauge cross member to hold center wall keeping unit square and drawers from flexing.
- 6x2 casters that hold 700 lbs per caster
- Equipped with black drawer pulls, black cushioned end handle, rubber top mat, and drawer liners

Hutch/Canopy Features

- Hutch is 18 gauge body with a reinforced 16 gauge top pan to keep unit square.
- Comes equipped with full length toolboard back panel and 10-piece toolboard hook set
- Door folds back into itself for self-containment

PART #		SPECIFICATIONS							STEEL GAUGE	
		DRS.	WIDTH	DEPTH	HEIGHT	NET/SHIP WT.	STORAGE	CAPACITY	BODY	DRWS
549MP	9-DRAWER CABINET	9	53-1/2"	25"	41"	430 / 520	26,644 Cu In		18 ga	20 ga
	Center	1	48-1/3"	22-4/9"	5-1/3"			240 lbs.		
		1	48-1/3"	22-4/9"	3-1/3"			120 lbs.		
	Left Bank	3	26"	22-4/9"	3-5/7"			120 lbs.		
		1	26"	22-4/9"	5-3/4"			240 lbs.		
	Right Bank	2	19"	22-4/9"	3-5/7"			120 lbs.		
		1	19"	22-4/9"	9-4/5"			240 lbs		
540MP	HUTCH/CANOPY	-	53-1/2"	24-9/10"	24"	135 / 165	25,350 Cu In	-	18 ga	-



AVAILABLE COLORS

Customize the color of your products. Simply place one of the abbreviations at the end of the model number.

The roller cabinets work surface sits 5" higher than a standard Kennedy Industrial roller cabinet and the taller drawers allow for better organization of the larger-sized tools that maintenance technicians typically use.



295MP
5 DRAWER CABINET

Roller Cabinet Features

- Constructed with inverted 14 gauge bottom pan for stability and function
- Equipped with black drawer pulls, black end handle, rubber top mat, and drawer liners
- 6x2 casters that hold 700 lbs per caster
- High security tubular lock

Chest Features

- From the first drawer to the bottom drawer, drawer placement is strategically placed so it compliments the 295MP roller cabinet.
- Equipped with black drawer pulls, drawer liners, plate & bale steel side-carry handles, and top mat
- High security tubular lock



2904MP
4 DRAWER CHEST

MADE IN THE USA

PART #		SPECIFICATIONS							STEEL GAUGE	
		DRS.	WIDTH	DEPTH	HEIGHT	NET/SHIP WT.	STORAGE	CAPACITY	BODY	DRWS
295MP	5-DRAWER CABINET	9	29"	20"	40"	189 / 215	12,442 Cu In	-	18 ga	20 ga
		3	25"	18-1/2"	3-5/8"			120 lbs.		
		1	25"	18-1/2"	5-5/8"			120 lbs.		
		1	25"	18-1/2"	9-5/8"			200 lbs.		
2904MP	4-DRAWER CHEST	4	29"	20"	16-1/2"	87 / 117	4,683 Cu In	-	18 ga	20 ga
		2	25"	18-1/2"	1-5/8"			120 lbs.		
		2	25"	18-1/2"	3-5/8"			120 lbs.		



AVAILABLE COLORS

Customize the color of your products. Simply place one of the abbreviations at the end of the model number.

Mobile, Versatile, and Efficient. Providing technicians, maintenance personnel, and mechanics a solution to portable, heavy-duty organization.



395MPC 5 DRAWER TOOL CART

Roller Cabinet Features

- Gas shock lid stays in top till
- Slots in top till for longer tools
- Electrical grommet access in top till for power cords
- Lock pin in top till to simultaneously lock all drawers
- Equipped with black satin drawer pulls, black end handle, and drawer liners
- (4) Corner bumpers
- Ships with casters assembled
- 6x2 casters that hold 700 lbs per caster
- High security tubular lock secures lid

MADE IN THE USA 



Top Till Screw Driver View

PART #		SPECIFICATIONS							STEEL GAUGE	
		DRS.	WIDTH	DEPTH	HEIGHT	NET/SHIP WT.	STORAGE	CAPACITY	BODY	DRWS
395MPC	5-DRAWER CABINET	5	39"	20"	43"	258 / 290	19,052 Cu In	-	18 ga	20 ga
	Till	1	37-7/8"	19-5/6"	6-2/3"			120 lbs.		
	Drawers	3	34"	18-4/7"	3-5/7"			120 lbs.		
		2	34"	18-4/7"	5-3/4"			120 lbs.		



AVAILABLE COLORS

Customize the color of your products. Simply place one of the abbreviations at the end of the model number.


The K2000 is 20" in depth and ready to handle all your day to day needs. Durability comes standard so you get demanding jobs done time and time again.



Model 297XB:
7-Drawer
Industrial Cabinet

Model 297XR:
7-Drawer
Industrial Cabinet

Double wall construction



Smooth operating ball-bearing drawer slides range from 120-240 lbs.



High security tubular locking system



Heavy-duty 5" x 2" roller bearing casters with 350 lb. capacity per caster



Tubular steel end handle



AVAILABLE COLORS



INDUSTRY SOLUTIONS

The K2000 Series is best used in the following:



AEROSPACE



AUTO TECH



ENERGY



FACILITIES MANAGEMENT



FLEET MAINTENANCE



GENERAL MANUFACTURING



MACHINE SHOPS



VOTECH



CONSTRUCTION



FOOD PROCESSING



MEDICAL/ PHARMA



2805X
5-DRAWER TOP CHEST

- Fits 29" or 34" wide roller cabinets
- Ball bearing drawer slides



205X
5-DRAWER SIDE CABINET

- Fits 295X, 297X
- Ball bearing slides
- Hangs on either side of rolling cabinet



348X
8-DRAWER CABINET

- 5" x 2" roller bearing casters hold up to 350 lbs. each
- Ball bearing drawer slides



297X
7-DRAWER CABINET

- 5" x 2" Roller bearing casters hold up to 350 lbs. each
- Ball bearing drawer slides



295X
5-DRAWER CABINET

- Swing-Down panel conceals & secures spacious storage compartments
- 5" x 2" Roller bearing casters hold up to 350 lbs. each
- Ball bearing drawer slides

PART #		SPECIFICATIONS								STEEL GAUGE	
		DRS.	WIDTH	DEPTH	HEIGHT	LINER *	NET / SHIP WT.	STORAGE	CAPACITY	BODY	DRAWERS
295X	5-Drawer Cabinet	5	29"	20"	35"	-	133 / 145 lbs.	9,720 cu. in.	-	18 ga	20 ga
	Drawers	3	25"	18 1/2"	1 5/8"	84030	-	-	120 lbs.	-	20 ga
		2	25"	18 1/2"	3 5/8"	84030	-	-	120 lbs.	-	20 ga
	Compartment	-	26 1/8"	18 3/8"	11 1/4"	-	-	-	120 lbs.	-	20 ga
297X	7-Drawer Cabinet	7	29"	20"	35"	-	153 / 165 lbs.	10,235 cu. in.	-	18 ga	20 ga
	Drawers	3	25"	18 1/2"	1 5/8"	84030	-	-	120 lbs.	-	20 ga
		3	25"	18 1/2"	3 5/8"	84030	-	-	120 lbs.	-	20 ga
		1	25"	18 1/2"	5 5/8"	84030	-	-	120 lbs.	-	20 ga
348X	8-Drawer Cabinet	8	34"	20"	39"	-	206 / 228 lbs.	14,319 cu. in.	-	18 ga	20 ga
	Drawers	3	30"	18 1/2"	1 5/8"	84027	-	-	120 lbs.	-	20 ga
		4	30"	18 1/2"	3 5/8"	84027	-	-	120 lbs.	-	20 ga
		1	30"	18 1/2"	5 5/8"	84027	-	-	120 lbs.	-	20 ga
2805X	5-Drawer Top Chest	5	29"	20"	16 1/2"	-	87 / 96 lbs.	4,872 cu. in.	-	18 ga	20 ga
	Drawers	4	25"	18 1/2"	1 5/8"	84030	-	-	120 lbs.	-	20 ga
		1	25"	18 1/2"	3 5/8"	84030	-	-	120 lbs.	-	20 ga
205X	5-Drawer Side Cabinet	5	13 5/8"	20"	29 1/6"	-	102 / 102 lbs.	4,073 cu. in.	-	18 ga	20 ga
	Drawers	1	9 3/4"	18 1/2"	1 5/8"	84032	-	-	120 lbs.	-	20 ga
		3	9 3/4"	18 1/2"	3 5/8"	84032	-	-	120 lbs.	-	20 ga
		1	9 3/4"	18 1/2"	9 5/8"	84032	-	-	240 lbs.	-	20 ga

* Liners sold separately



AVAILABLE COLORS

Customize the color of your products. Simply place one of the abbreviations at the end of the model number.



MADE IN THE USA



21040XB shown with 520B



21040XB shown with 620B

21040X 4-DRAWER CABINET

- 5" x 2" roller bearing casters hold up to 350 lbs. each
- Ball bearing drawer slides & tubular push handle
- Small in size, but big on security!
- Tubular locking system
- Compatible chests & bases: 520, 620, 220, K20

PART #	SPECIFICATIONS	STEEL GAUGE									
		DRS.	WIDTH	DEPTH	HEIGHT	LINER *	NET / SHIP WT.	STORAGE	CAPACITY	BODY	DRAWERS
21040X 4-Drawer Cabinet	4-Drawer Cabinet	4	21"	20"	35"	-	128 / 133 lbs.	7,191 cu. in.	-	18 ga	20 ga
	Drawers	2	16 1/2"	18 1/2"	3 5/8"	84400	-	-	120 lbs.	-	20 ga
		1	16 1/2"	18 1/2"	5 5/8"	84400	-	-	120 lbs.	-	20 ga
		1	16 1/2"	18 1/2"	9 5/8"	84400	-	-	120 lbs.	-	20 ga

* Liners sold separately



AVAILABLE COLORS

Customize the color of your products. Simply place one of the abbreviations at the end of the model number.



MADE IN THE USA

INDUSTRIAL FEATURES


At 18" in depth, the K1800 allows for storage in tight spaces.




315X
15-DRAWER
CABINET

315XR
15-DRAWER
CABINET

Double wall construction



Smooth operating ball-bearing drawer slides range from 120-240 lbs.



High security tubular locking system



Heavy-duty 5" x 2" roller bearing casters with 350 lb. capacity per caster



Tubular steel end handle



AVAILABLE COLORS



INDUSTRY SOLUTIONS

The K1800 Series is best used in the following:





315X
15-DRAWER CABINET

- 5" x 2" roller bearing casters hold up to 350 lbs. each
- Dual locks



310X
10-DRAWER CABINET

- 5" x 2" Roller bearing casters hold up to 350 lbs. each
- Dual locks

PART #		SPECIFICATIONS								STEEL GAUGE	
		DRS.	WIDTH	DEPTH	HEIGHT	LINER *	NET / SHIP WT.	STORAGE	CAPACITY	BODY	DRAWERS
310X	10-Drawer Cabinet	10	39 3/8"	18"	35"	-	180 / 210 lbs.	11,865 cu. in.	-	18 ga	20 ga
	Left Bank	3	23"	16 1/2"	3 5/8"	84037	-	-	120 lbs.	-	20 ga
		2	23"	16 1/2"	5 5/8"	84037	-	-	120 lbs.	-	20 ga
	Right Bank	3	9 1/2"	16 1/2"	3 5/8"	84039	-	-	120 lbs.	-	20 ga
		2	9 1/2"	16 1/2"	5 5/8"	84039	-	-	120 lbs.	-	20 ga
315X	15-Drawer Cabinet	15	39 3/8"	18"	39"	-	230 / 260 lbs.	13,382 cu. in.	-	18 ga	20 ga
	Left Bank	5	23"	16 1/2"	1 5/8"	84037	-	-	120 lbs.	-	20 ga
		3	23"	16 1/2"	3 5/8"	84037	-	-	120 lbs.	-	20 ga
		1	23"	16 1/2"	5 5/8"	84037	-	-	120 lbs.	-	20 ga
	Right Bank	2	9 1/2"	16 1/2"	1 5/8"	84039	-	-	120 lbs.	-	20 ga
		3	9 1/2"	16 1/2"	3 5/8"	84039	-	-	120 lbs.	-	20 ga
		1	9 1/2"	16 1/2"	11 5/8"	84039	-	-	240 lbs.	-	20 ga

* Liners sold separately



AVAILABLE COLORS

Customize the color of your products. Simply place one of the abbreviations at the end of the model number.



MADE IN THE USA

INDUSTRIAL 27" CABINET & CHESTS



378X
8-DRAWER CABINET

- 5" x 2" roller bearing casters hold up to 350 lbs. each



285X
5-DRAWER TOP CHEST

- Fits 27" wide roller cabinets
- Ball bearing drawer slides

PART #	SPECIFICATIONS	STEEL GAUGE									
		DRS.	WIDTH	DEPTH	HEIGHT	LINER *	NET / SHIP WT.	STORAGE	CAPACITY	BODY	DRAWERS
285X 5-Drawer Top Chest		5	27"	18"	16 1/2"	-	75 / 105 lbs.	3,842 cu. in.	-	18 ga	20 ga
	Drawers	4	23"	16 1/2"	1 5/8"	84037	-	-	120 lbs.	-	20 ga
		1	23"	16 1/2"	3 5/8"	84037	-	-	120 lbs.	-	20 ga
378X 8-Drawer Cabinet		8	27"	18"	39"	-	154 / 184 lbs.	9,488 cu. in.	-	18 ga	20 ga
	Drawers	3	23"	16 1/2"	1 5/8"	84037	-	-	120 lbs.	-	20 ga
		4	23"	16 1/2"	3 5/8"	84037	-	-	120 lbs.	-	20 ga
		1	23"	16 1/2"	5 5/8"	84037	-	-	120 lbs.	-	20 ga

* Liners sold separately



AVAILABLE COLORS

Customize the color of your products. Simply place one of the abbreviations at the end of the model number.



MADE IN THE USA



277X
7-DRAWER CABINET

- 5" x 2" roller bearing casters hold up to 350 lbs. each



275X
5-DRAWER CABINET

- 5" x 2" roller bearing casters hold up to 350 lbs. each
- Swing down panel conceals & secures spacious storage compartment



273X
3-DRAWER CABINET

- 5" x 2" roller bearing casters hold up to 350 lbs. each
- Swing down panel conceals & secures spacious storage compartment



185X
5-DRAWER SIDE CABINET

- Fits Models 273X, 275X, 277X, 310X
- Hangs on either side of rolling cabinet
- Ball bearing drawer slides

* Liners sold separately

PART #	SPECIFICATIONS	STEEL GAUGE									
		DRS.	WIDTH	DEPTH	HEIGHT	LINER *	NET / SHIP WT.	STORAGE	CAPACITY	BODY	DRAWERS
273X 3-Drawer Cabinet	3 Drawers	3	27"	18"	35"	-	102 / 132 lbs.	9,330 cu. in.	-	18 ga	20 ga
	2 Drawers	2	23"	16 1/2"	3 3/8"	84037	-	-	120 lbs.	-	20 ga
	1 Drawer	1	23"	16 1/2"	5 5/8"	84037	-	-	120 lbs.	-	20 ga
	1 Compartment	-	24 1/8"	16 3/8"	11 1/4"	-	-	-	120 lbs.	-	20 ga
275X 5-Drawer Cabinet	3 Drawers	3	27"	18"	35"	-	115 / 135 lbs.	9,046 cu. in.	-	18 ga	20 ga
	2 Drawers	3	23"	16 1/2"	1 5/8"	84037	-	-	120 lbs.	-	20 ga
	1 Drawer	2	23"	16 1/2"	3 5/8"	84037	-	-	120 lbs.	-	20 ga
	1 Compartment	-	24 1/8"	16 3/8"	11 1/4"	-	-	-	-	-	20 ga
277X 7-Drawer Cabinet	7 Drawers	7	27"	18"	35"	-	134 / 164 lbs.	8,404 cu. in.	-	18 ga	20 ga
	3 Drawers	3	23"	16 1/2"	1 5/8"	84037	-	-	120 lbs.	-	20 ga
	3 Drawers	3	23"	16 1/2"	3 5/8"	84037	-	-	120 lbs.	-	20 ga
	1 Drawer	1	23"	16 1/2"	5 5/8"	84037	-	-	120 lbs.	-	20 ga
185X 5-Drawer Side Cabinet	5 Drawers	5	13 3/8"	18"	29 1/8"	-	72 / 97 lbs.	3,468 cu. in.	-	18 ga	20 ga
	1 Drawer	1	9 1/2"	16 1/2"	1 5/8"	84039	-	-	120 lbs.	-	20 ga
	3 Drawers	3	9 1/2"	16 1/2"	3 5/8"	84039	-	-	120 lbs.	-	20 ga
	1 Drawer	1	9 1/2"	16 1/2"	9 5/8"	84039	-	-	240 lbs.	-	20 ga



AVAILABLE COLORS
Customize the color of your products. Simply place one of the abbreviations at the end of the model number.



MADE IN THE USA

MISCELLANEOUS ACCESSORIES AND ROLLER CABINET WORK SURFACES

CHEST/CABINET FOAM TOOL ORGANIZER

- Notice missing tools at a glance.
- 3/8" thick foam cut to fit drawer sizes (3 sheets per package).
- To install, simply lay tools on foam and trace around them with a hot pencil tip soldering iron. Remove unwanted material and place tool in pocket.



PART NO.	FITS MODEL NUMBER	DIMENSIONS
80780	2602, 2603, 2604, 263, 266, 360	10-3/4"W x 22-7/8"L
80782	273(X), 275(X), 277(X), 378X, 285(X)	16-1/2"W x 23"L
80786	2805(X), 295(X), 297(X)	18-1/2"W x 25"L
80787	348(X)	18-1/2"W x 30"L

ABS PLASTIC DRAWER ORGANIZER

- Organize, separate and arrange tools.
- Helps maximize drawer space.
- Made of durable ABS plastic.
- Round-cornered compartments for quick, easy retrieval of small parts.
- Fit either 2", 4" or larger drawers.
- One-piece design for 27" and 29" wide cabinets.
- Two-piece design for 34" wide cabinets.
- Sold per piece, not as a kit.

PART NO. FOR 27" CABINET	PART NO. FOR 29" CABINET	PART NO. FOR 34" CABINET	PART NO. FOR 5-1/2" ADDER ONLY	DIVIDER INSERT DESCRIPTION
81923	81929	81935	81939	2" DRAWER, 24 COMPARTMENTS
81921	81927	81933		2" DRAWER, 6 COMPARTMENTS
81922	81928	81934		2" DRAWER, 11 COMPARTMENTS
81924	81930	81936	81940	4" DRAWER, 4 COMPARTMENTS
81926	81932	81938		4" DRAWER, 12 COMPARTMENTS
81925	81931	81937		4" DRAWER, 7 COMPARTMENTS

ORGANIZER TRAY

- Neatly holds a multitude of small parts.
- High impact black polystyrene.
- 10 compartments per tray.
- Tray size: 16"W x 11"D x 1-1/4"H.



PART NO.	NUMBER OF TRAYS
82222	(1) TRAY
82223	(2) TRAYS

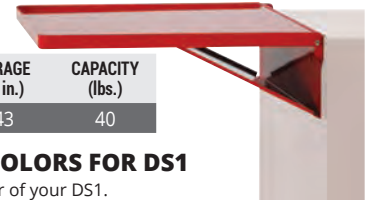


DS1

FOLD-AWAY CABINET SHELF

- Folds flat when not in use
- Raised sides keep tools from falling off
- Fits any 18" depth Industrial Cabinet

	DRS.	WIDTH	DEPTH	HEIGHT	NET / SHIP WT. (lbs.)	STORAGE (sq. in.)	CAPACITY (lbs.)
Overall	-	20 1/8"	17 1/4"	1"	10.5 / 11	343	40



AVAILABLE COLORS FOR DS1

Customize the color of your DS1. Simply place one of the abbreviations at the end of the model number.

COATED WORK SURFACE

- Durable, coated MDF work surface protects cabinet top.
- Textured, nonporous coating is easy to clean and won't crack or warp.
- Non-skid texture keeps tools in place.

PART NO.	FITS MODEL NUMBER	DIMENSIONS
80384	273X, 275X, 277X, 285X,	26-3/4"W x 17-3/4"D x 1"H
80385	295X, 297X	28-3/4"W x 19-3/4"D x 1"H
80386	348X	33-3/4"W x 19-3/4"D x 1"H
80387	205X	13-3/8"W x 19-3/4"D x 1"H
80388	310X, 315X	39"W x 17-3/4"D x 1"H
80390	185X	13-3/8"W x 17-3/4"D x 1"H



CABINET PLASTIC WORK SURFACE

- Seamless, ABS black plastic cover fits snugly over roller cabinet top.
- 3/4" raised lip helps prevent roll offs.
- Easy to clean, adds finished look.

PART NO.	FOR CABINET DIMENSIONS
82170	27"W x 18"D
82171	29"W x 20"D
82172	34"W x 20"D



CABINET TOP MAT

- Protects against scuffs and abrasions.
- Reduces chest movement.
- Black vinyl pre-cut mat, .075" thick.


PART NO.	FITS MODEL NUMBER	DIMENSIONS
82091	285(X), 273(X), 275(X), 277(X), 378(X)	26-3/4"W x 17-3/4"D
82092	348(X)	33-3/4"W x 19-3/4"D
82093	2805(X), 295(X), 297(X)	28-3/4"W x 19-3/4"D
82099	310(X), 315(X)	39"W x 17-3/4"D




MAGNETIC VINYL TOOL CONTROL SHEETS

- Enhance your visual tool control at a glance
- Cutouts made from magnetic colored vinyl let you identify missing tools instantly
- Simply trace tools with an erasable marker, cut out the shapes, & apply to panels
- Cutouts peel off easily for effortless repositioning
- 1/32" thick

PART #	WIDTH	DEPTH	COLOR
99814	24"	18"	Red
99815	24"	18"	Blue
99816	24"	18"	White
99817	24"	18"	Yellow




Tools & panels not included



50002
2-PANEL STEEL
TOOLBOARD SET

- (2) 18" x 36" steel toolboard panels
- Set covers 9 sq. ft. of wall space
- Hole spacing is 1 1/2"



50004
4-PANEL STEEL TOOLBOARD SET

- (4) 18" x 36" steel toolboard panels
- Set covers 18 sq. ft. of wall space
- Hole spacing is 1 1/2"
- 60-pc Toolholder hook set (99853)

PART #	SPECIFICATIONS	STEEL GAUGE						
		WIDTH	DEPTH	HEIGHT	NET / SHIP WT.	SQ. IN.	PANELS	BODY
50002	2-Panel Steel Toolboard Set (Measurement is each panel)	18"	1/2"	36"	13 / 16 lbs.	1,296	20 ga	
50004	4-Panel Steel Toolboard Set (Measurement is each panel)	18"	1/2"	36"	32 / 37 lbs.	2,592	20 ga	

SEE PAGES 24 AND 25 FOR A LIST OF TOOL HOLDER HOOK SETS AND ACCESSORIES



AVAILABLE COLORS

Customize the color of your products. Simply place one of the abbreviations at the end of the model number.




MADE IN THE USA

99851

10-PC TOOL HOLDER HOOK SET

- 4 Single Vertical End Hooks
- 2 Single Angled End Hooks
- 4 Double Vertical End Hooks

Panel not included




99852

30-PC TOOL HOLDER HOOK SET

- 17 Assorted Single Hooks
- 4 Assorted Double Hooks
- 2 Assorted Plier Hooks
- 4 Assorted Spring Clips
- 1 Ring Hook, Screwdriver Unit, & Wrench Rack

Panel not included




QTY		PART NUMBER		DESCRIPTION
		99851		10 Piece Tool Holder Hook Set
		99852		30 Piece Tool Holder Hook Set
		99853		60 Piece Tool Holder Hook Set
2	8	12	99820	1" Vertical End Hook, Single
2	2	5	99821	2" Vertical End Hook, Single
	2	5	99822	3" Vertical End Hook, Single
2	3	5	99823	2-3/8" Angled End Hook, Single
	1	3	99824	4" Angled End Hook, Single
	1	3	99825	6" Angled End Hook, Single
2	1	3	99827	1" Double Hook Vertical End
2	1	3	99828	2" Double Hook Vertical End
	1	2	99829	2" Double Hook Angled End
	1	1	99830	4" Double Hook Angled End
	1	2	99831	1-3/8" Plier Hook
	1	2	99832	2-1/8" Plier Hook
	2	4	99833	1/2" Single Spring Clip
	1	4	99835	3/4" Single Spring Clip
	1	2	99836	1" Single Spring Clip
	1	1	99839	2-3/8" Ring Hook
	1	1	99840	17-1/2" Screwdriver Unit
	1	1	99841	5/15" Wrench Rack
		1	99842	4-1/2" Allen Key Unit

99853

60-PC TOOL HOLDER HOOK SET

- 33 Assorted Single Hooks
- 9 Assorted Double Hooks
- 4 Assorted Plier Hooks
- 10 Assorted Spring Clips
- 1 Ring Hook, Screwdriver Unit, & Wrench Rack
- 1 Allen Key Unit

Panel not included





99840



99841



99846



99848



99842

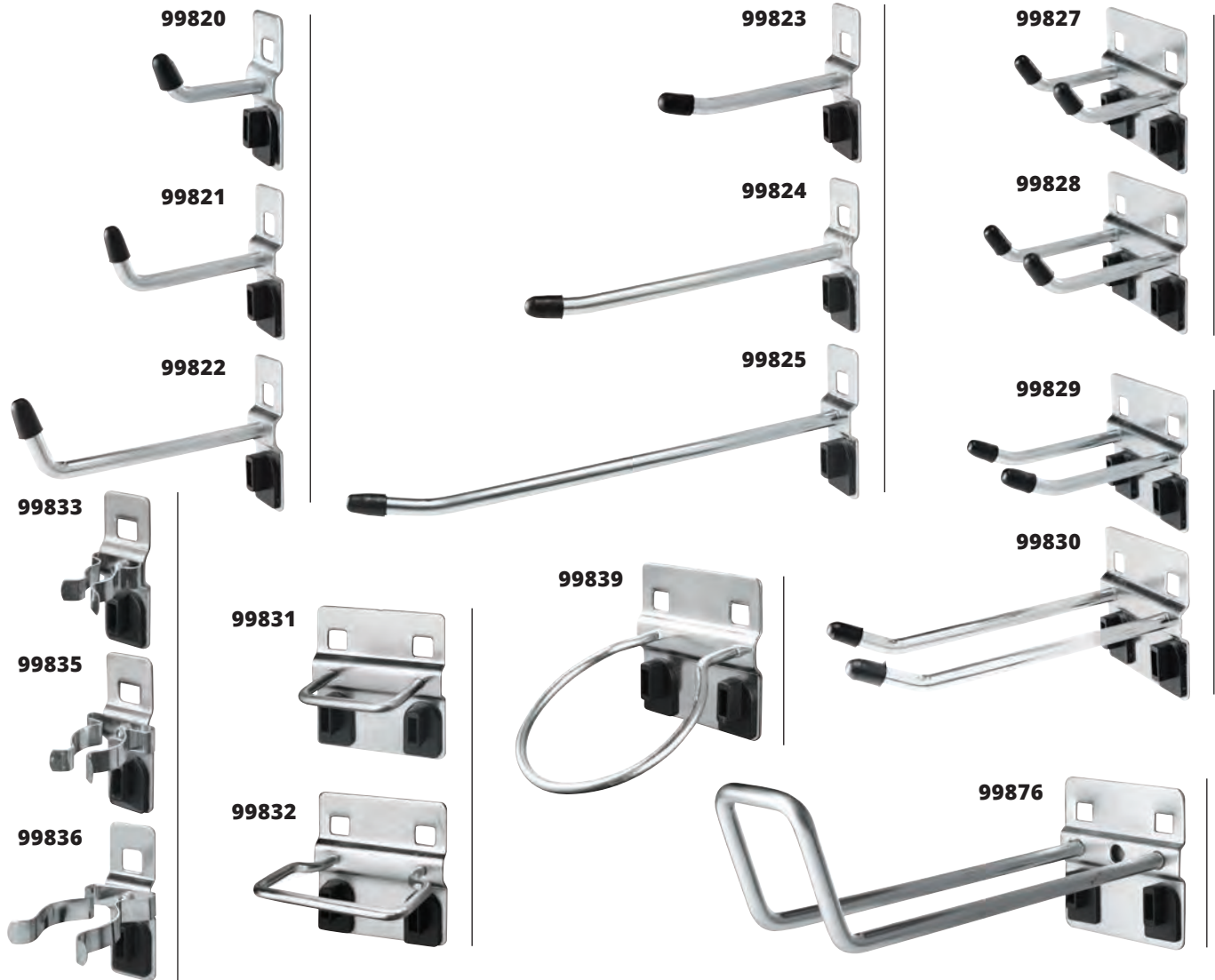


99847

PART #	DESCRIPTION	SPECIFICATIONS				PRODUCT FEATURES
		WIDTH	DEPTH	HEIGHT	CAPACITY	
99840	Toolboard 12-Screwdriver Rack	17-3/4"	3/4"	1-1/2"	10 lbs.	Stores up to 12 screwdrivers, chisels or files
99841	Toolboard 8-Wrench Rack	5-1/2"	7"	1-3/4"	15 lbs.	Stores up to 8 SAE or metric combination wrenches
99842	Toolboard 9-Key Hex Wr. Rack	4-1/2"	1"	3-1/2"	5 lbs.	Stores up to 8 SAE or metric hex wrenches
99846	Toolboard Parts Shelf	17-1/2"	6-3/4"	4"	40 lbs.	Supports up to 40 lbs.
99847	4" W Storage Bin Support	4"	3/4"	3"	20 lbs.	Supports multiple bin sizes (Bins sold separately)
99848	17-3/4" W Storage Bin Support	17-3/4"	3/4"	3"	40 lbs.	Supports multiple bin sizes (Bins sold separately)

TOOLBOARD ACCESSORIES


VTC SERIES
VISUAL TOOL CONTROL



PART#	DESCRIPTION	UNIT			INSIDE		BEND			CAPACITY	PRODUCT FEATURES
		WIDTH	DEPTH	HEIGHT	DIAM.	WIDTH	ANGLE	HEIGHT			
99820	1" Toolboard Hook w/60° end, 10 pc.	3/4"	1"	2 3/8"	1/4"	-	60°	5/8"	20 lbs.	Const. of 1/4" diam. wire	
99821	2" Toolboard Hook w/70° end, 10 pc.	3/4"	2"	2 3/8"	1/4"	-	70°	3/4"	20 lbs.	Const. of 1/4" diam. wire	
99822	3" Toolboard Hook w/70° end, 10 pc.	3/4"	3"	2 3/8"	1/4"	-	70°	3/4"	20 lbs.	Const. of 1/4" diam. wire	
99823	2 1/2" Toolboard Hook w/10° end, 10 pc.	3/4"	2 3/8"	2 3/8"	1/4"	-	10°	5/8"	20 lbs.	Const. of 1/4" diam. wire	
99824	4" Toolboard Hook w/10° end, 10 pc.	3/4"	4"	2 3/8"	1/4"	-	10°	3/4"	20 lbs.	Const. of 1/4" diam. wire	
99825	6" Toolboard Hook w/10° end, 10 pc.	3/4"	6"	2 3/8"	1/4"	-	10°	3/4"	20 lbs.	Const. of 1/4" diam. wire	
99827	1" Toolboard Double Hook w/50° end, 10 pc.	2 1/4"	1"	2 3/8"	1 3/8"	1 1/4"	50°	5/8"	40 lbs.	Const. of 1/4" diam. wire	
99828	2" Toolboard Double Hook w/50° end, 10 pc.	2 1/4"	2"	2 3/8"	1 3/8"	1 1/4"	50°	5/8"	40 lbs.	Const. of 1/4" diam. wire	
99829	2" Toolboard Double Hook w/10° end, 10 pc.	2 1/4"	2"	2 3/8"	1"	1 1/4"	10°	5/8"	40 lbs.	Const. of 1/4" diam. wire	
99830	4" Toolboard Double Hook w/10° end, 10 pc.	2 1/4"	4"	2 3/8"	1"	1 1/4"	10°	5/8"	40 lbs.	Const. of 1/4" diam. wire	
99831	1 3/8" W Toolboard Plier Hook, 10 pc.	2 1/4"	1 1/4"	2 3/8"	-	1 1/2"	-	-	40 lbs.	Const. of 1/4" diam. wire	
99832	2 1/8" W Toolboard Plier Hook, 10 pc.	2 1/4"	1 1/4"	2 3/8"	-	2 1/8"	-	-	40 lbs.	Const. of 1/4" diam. wire	
99833	1/2" Diam. Toolboard Spring Clip, 10 pc.	3/4"	2"	2 3/8"	3/8"	-	-	-	3 lbs.	Holds tools up to 3 lbs.	
99835	3/4" Diam. Toolboard Spring Clip, 10 pc.	3/4"	2"	2 3/8"	5/8"	-	-	-	3 lbs.	Holds tools up to 3 lbs.	
99836	1" Diam. Toolboard Spring Clip, 10 pc.	3/4"	2"	2 3/8"	1"	-	-	-	3 lbs.	Holds tools up to 3 lbs.	
99839	2 3/8" Diam. Toolboard Ring Hook, 2 pc.	2 1/4"	3"	2 3/8"	2 3/8"	-	-30°	2 3/8"	40 lbs.	Const. of 1/4" diam. wire	
99876	6" Loop-Hook w/vertical end, 5 pc.	2 1/4"	6"	2 3/8"	-	1 1/4"	75°	2"	20 lbs.	Const. of 1/4" diam. wire	

INDEX

PART #		PAGE #	PART #		PAGE #	PART #		PAGE #
185X	9, 21	80786	22	99817	23
205X	9, 16	80787	22	99820	26
21040X	17	81921	22	99821	26
220	11	81922	22	99822	26
2600	8	81923	22	99823	26
2602	8	81924	22	99825	26
2603	8	81925	22	99827	26
2604	8	81926	22	99828	26
263	7	81927	22	99829	26
266	7	81928	22	99830	26
273X	21	81930	22	99831	26
275X	21	81931	22	99832	26
277X	9, 21	81932	22	99833	26
2805X	9, 16	81933	22	99835	26
285X	20	81935	22	99836	26
2904MP	13	81937	22	99839	26
295MP	13	81938	22	99840	25
295X	16	81940	22	99841	25
297X	9, 15, 16	82091	22	99842	25
310X	19	82092	22	99846	25
315X	18, 19	82093	22	99847	25
348X	16	82099	22	99848	25
360	6, 7	82170	22	99851	24
3611	5	82171	22	99852	24
378X	20	82172	22	99853	24
395MPC	14	82222	22	99876	26
50002	23	82223	22	DS1	22
50004	23	84027	16	K20	10, 11
5150	4	84030	16	K24	10, 11
520	5, 17	84032	16	MC22	4
5220	11	84037	19, 20, 21	MC28	4
526	4, 5	84039	19, 21			
52611	5	84043	7, 8			
540MP	12	84044	7, 8			
549MP	12	84400	17			
620	5, 17	99814	23			
80780	22	99815	23			
80782	22	99816	23			



Keep Your Kennedy Operating Like New

Slides—A light coating of oil on the friction slides will preserve and provide easy movement of parts.

Cleaning of Finish—Your Kennedy wrinkle finish unit can be cleaned periodically with WD-40® or Murphy® Oil Soap. Smooth finish units should be cleaned with a soft cloth, dampened with warm water.

Have you Registered your Kennedy?

Go to <http://buykennedy.com/product-registration/> follow the prompts to file your registration online.

*PRODUCT REGISTRATION AT **KENNEDYMFG.COM***

LIMITED WARRANTY

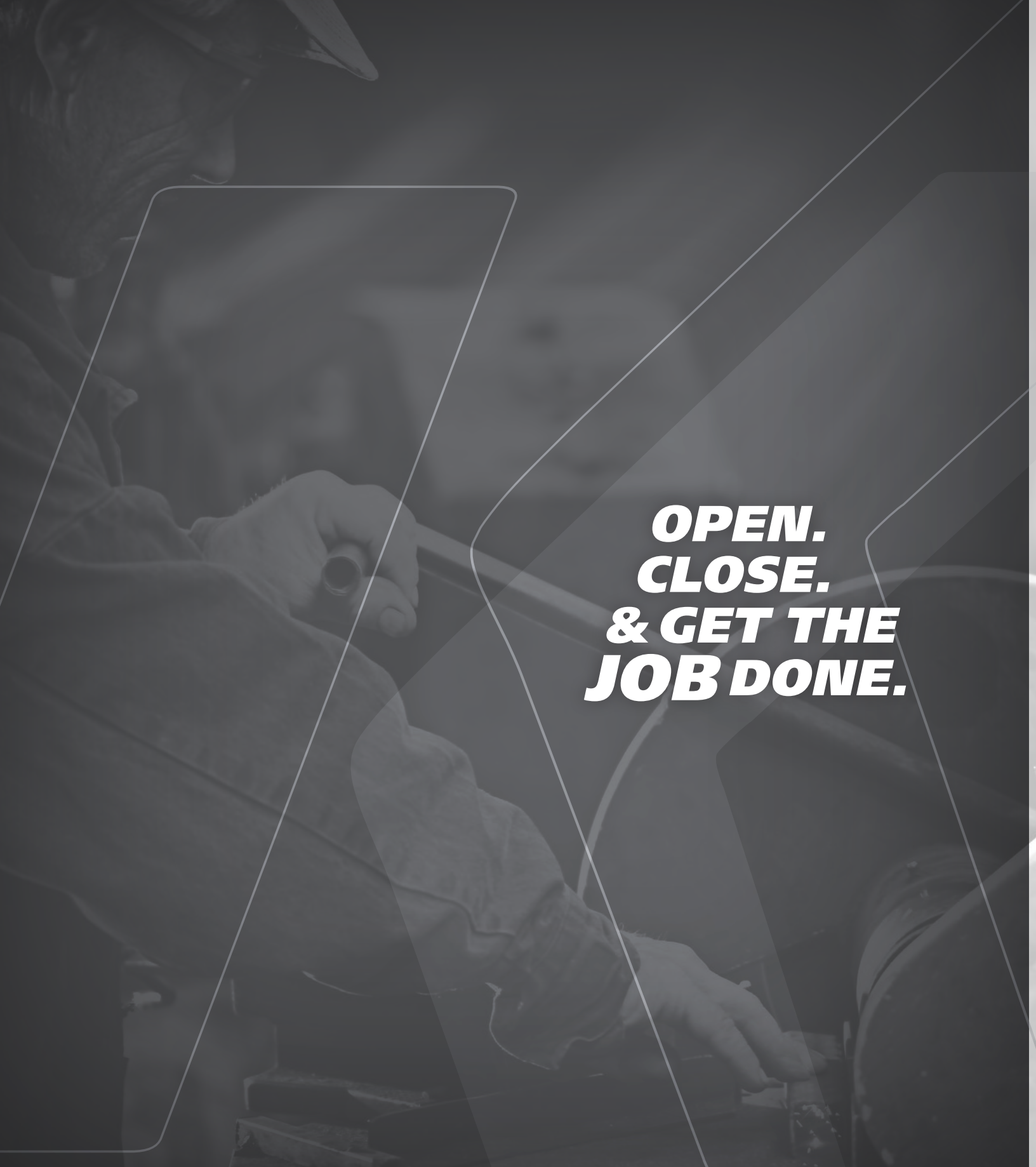
Kennedy Manufacturing Company products are warranted by Kennedy Manufacturing Co., Van Wert, Ohio, against defects in workmanship as long as you own the product. This is a limited lifetime warranty. Kennedy will repair or replace any products which fail to give satisfactory service due to defective workmanship or materials. Kennedy will not warranty any product subjected to abnormal use. Abnormal use includes unreasonable use, misuse, neglect, lack of maintenance or modification.

LIMITATION OF LIABILITY

To the extent allowable under applicable law, Kennedy's liability for consequential and incidental damages is expressly disclaimed. Kennedy's liability in all events is limited to, and shall not exceed, the purchase price.

**MADE
IN THE USA** 





**OPEN.
CLOSE.
& GET THE
JOB DONE.**

1260 Industrial Drive, Van Wert, OH 45891
800-413-8665 | KennedyMFG.com | custserv@kennedymfg.com
CQT Kennedy LLC dba Kennedy Manufacturing Co.

KENNEDY[®]
A1000 REV 04/2024