

Thank you for purchasing one of the Kennedy Tool Board Systems. These products are designed to allow you to use the security and flexibility of the Kennedy Tool Board in a variety of applications.

The Kennedy Tool Board supports the visual display of tools and other items as an important part of your program to control the use and accessibility of them. The Kennedy Tool Board systems are a growing group of products. Please check with your Kennedy distributor or visit www.kennedymfg.com.



Assembly Instructions

Style Nos. 50067 and 50068



Model 50067



Model 50068

Before Assembly Of Your Toolboard


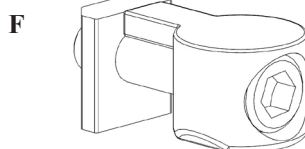
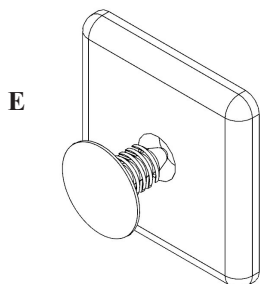
Check carefully to ensure that all parts listed are included. If any are missing, please call 1-800-413-8665 and ask for the Sales Department. Do not discard packaging material until assembly is complete.

ASSEMBLY SUPPLY LIST

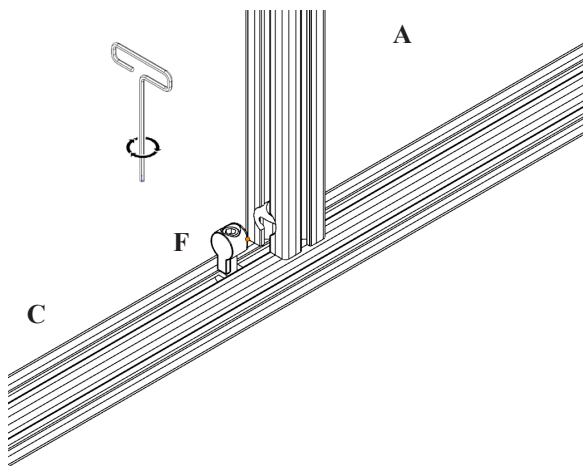
QTY	KEY	PART DESCRIPTION
2	(A)	74" Aluminum Frame Rail
2	(B)	36" Aluminum Frame Rail
2	(C)	24" Aluminum Frame Rail
2	(D)	Spacer Strip
4	(E)	4.5 x 1.5" Frame End Cap w/Fastener
6	(F)	Frame Anchors w/Hardware
2	(G)	Toolboard Panels (Model 50067)
3	(G)	Toolboard Panels (Model 50068)

Tools Required:

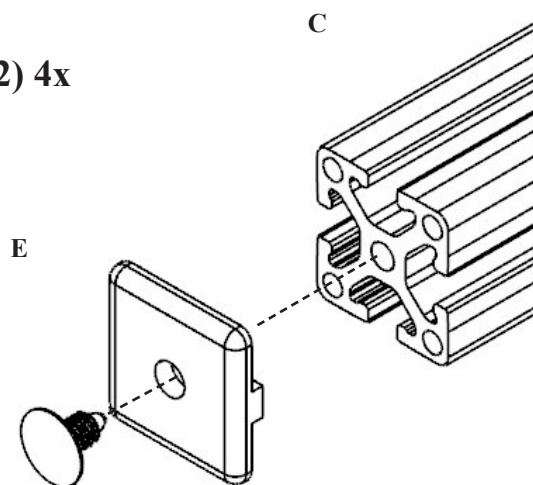
1) 1/4" Hex Key Wrench



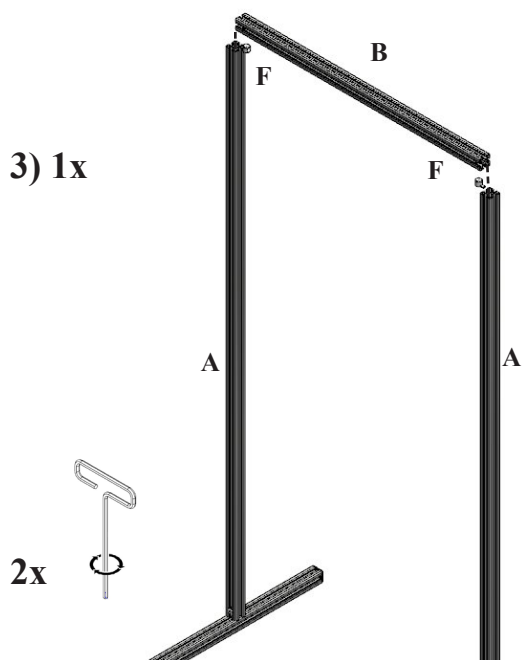
1) 2x



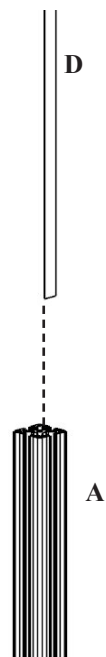
2) 4x



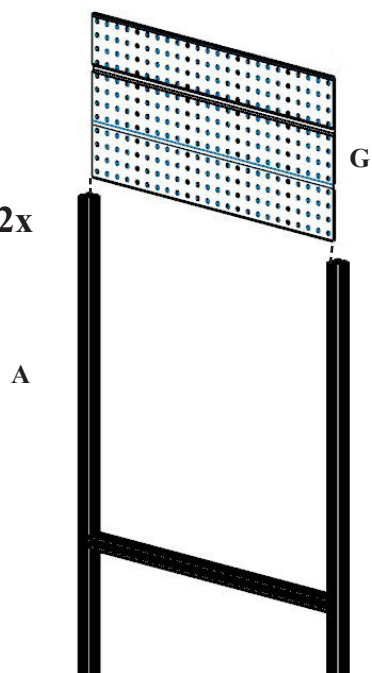
3) 1x



4) 2x



5) 2x



6) 1x

